



Shepherd Elementary LSAT Meeting

October 15, 2025



AGENDA

- Drop Off Carpool Lane Dangers/Options
- Shepherd Field Community Education
- Enrollment Numbers
- Beginning of Year Data
- Discussion

ROLE OF THE LSAT

The Local School Advisory Team (LSAT) is a group of elected and appointed members that exists for every DCPS school.

Our Shepherd team consists of parents, teachers, non-instructional school staff and a community member to advise the principal on matters that promote high expectations and high achievement for all students. The LSAT is a key lever to increasing transparency at DCPS and ensuring decisions affecting school communities are made collaboratively with the help of a diverse group of school stakeholders.

SHEPHERD ELEMENTARY LSAT MEMBERS

Teacher Representatives:

- Koutouan Gadie
- Denise Hector
- Brenda Brown-Wimberly
- Cassidy Martinez

WTU Building Representative:

- Promithious Denmark Lawal

PTO Representative:

- Candace Mainor

Parent Representatives:

- Marianna Papademetriou
- Wesley Thompson
- Kimberly Rollins
- Kate Snyder

Community Representative:

- Michelle Colson

Non-Instructional Staff Member Representative:

- Avani Mack

Drop Off/Carpool Lane Challenges/Opportunities

SAFETY FIRST

Shepherd Field Community Education



Enrollment Numbers- October 6

Total Number of students enrolled: 414 as of 10/6

Projection was 409

Projection met by 101



Beginning of Year Data

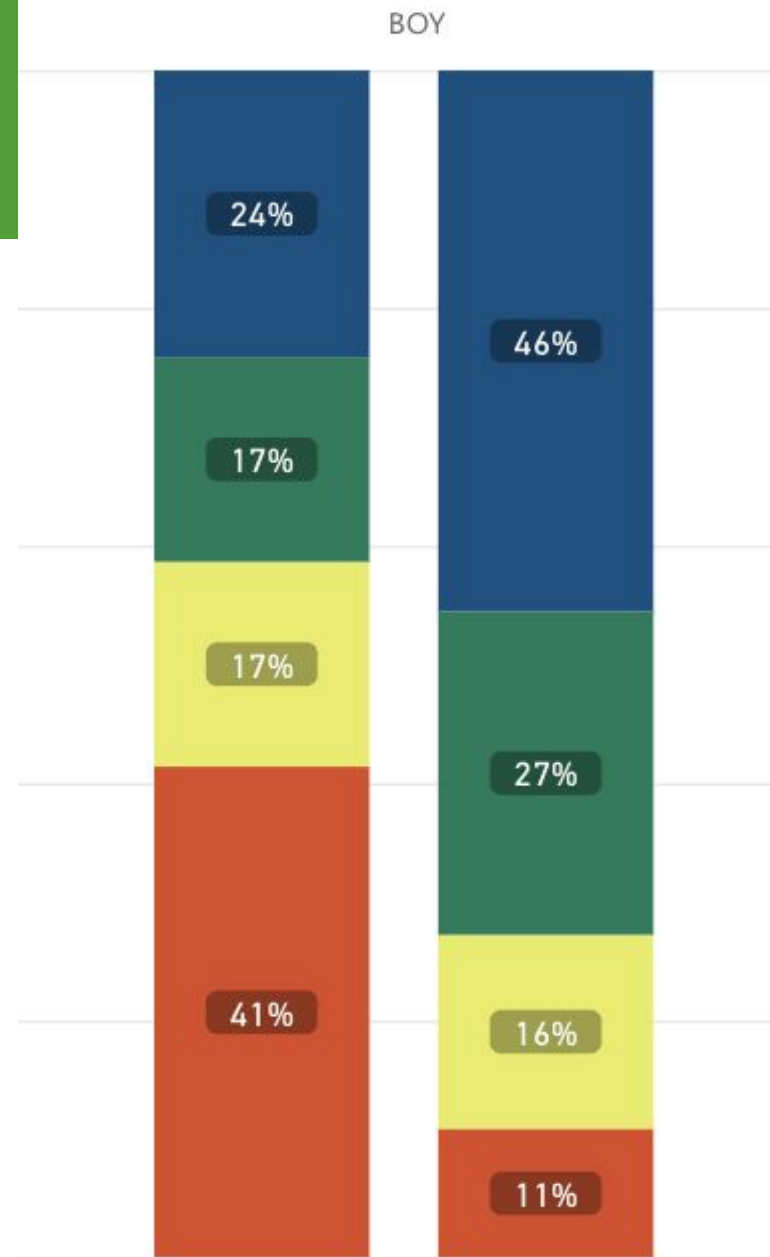
DIBELs Reading K-2



68% proficient

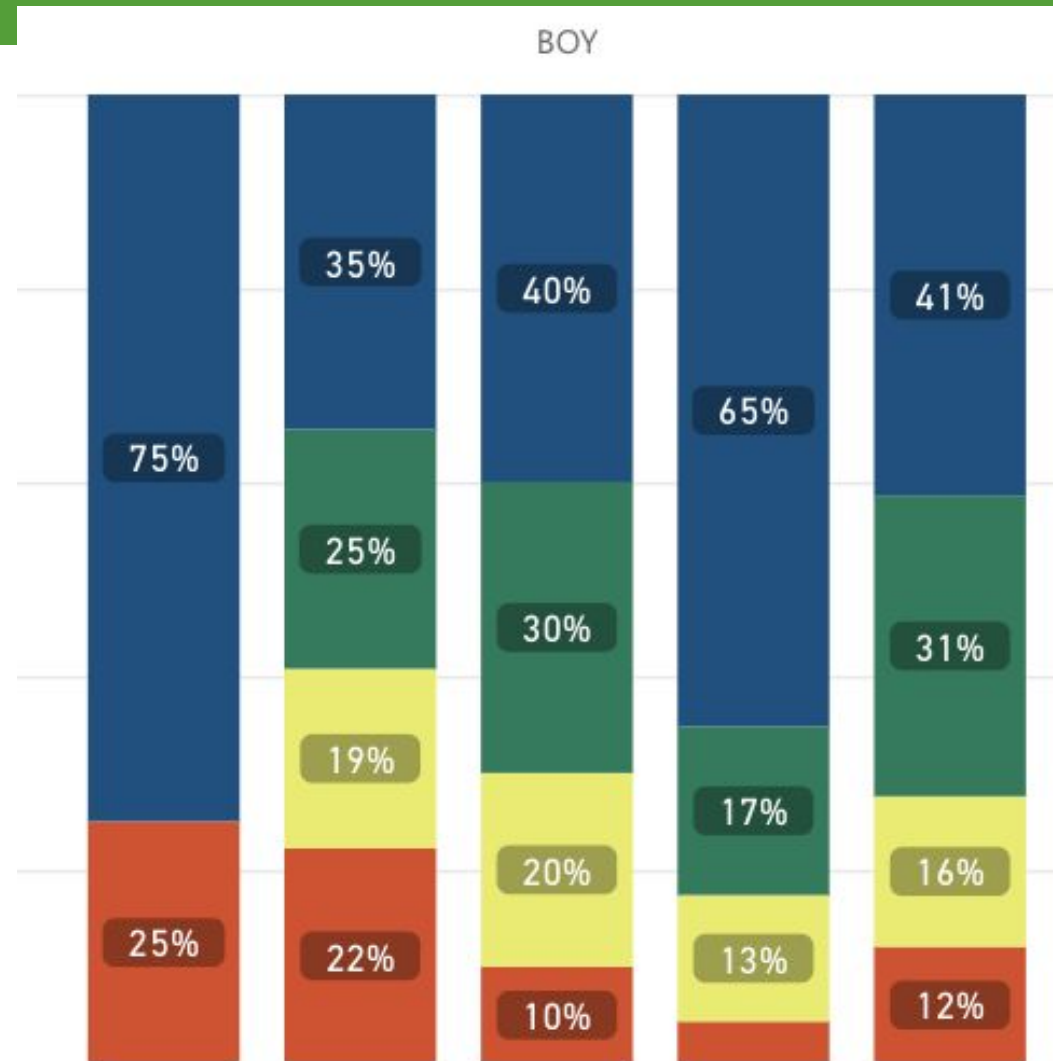
Students with IEPs

41% Proficient



By Race

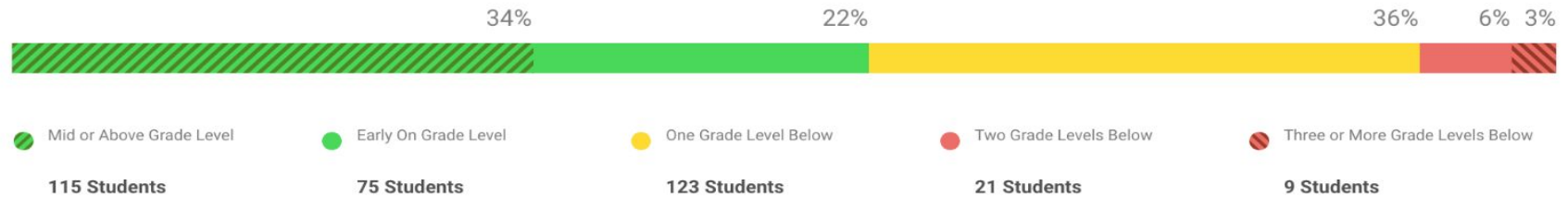
Asian (4 students)
Black or African American (81 students)
Hispanic/Latino (10 students)
Two or More Races (23 students)
White (58 Students)



Reading: 56% Proficient

Overall Placement

Students Assessed/Total: 343/343









[i The Mapping Between 5-Level and 3-Level Placements](#)

Placement by Domain



Not assessed (due to grade or domain exempted)

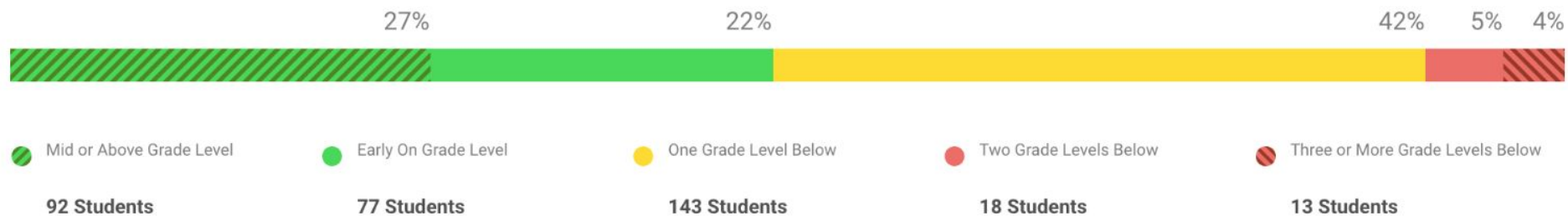
Reading Data by grade

Grade K		15%	29%	56%	0%	0%	55/55
Grade 1		22%	8%	68%	2%	0%	60/60
Grade 2		37%	29%	26%	8%	0%	62/62
Grade 3		45%	33%	4%	10%	8%	51/51
Grade 4		38%	11%	47%	0%	4%	53/53
Grade 5		45%	21%	13%	16%	5%	62/62

Math Overall 49%

Overall Placement

Students Assessed/Total: 343/343









[The Mapping Between 5-Level and 3-Level Placements](#)

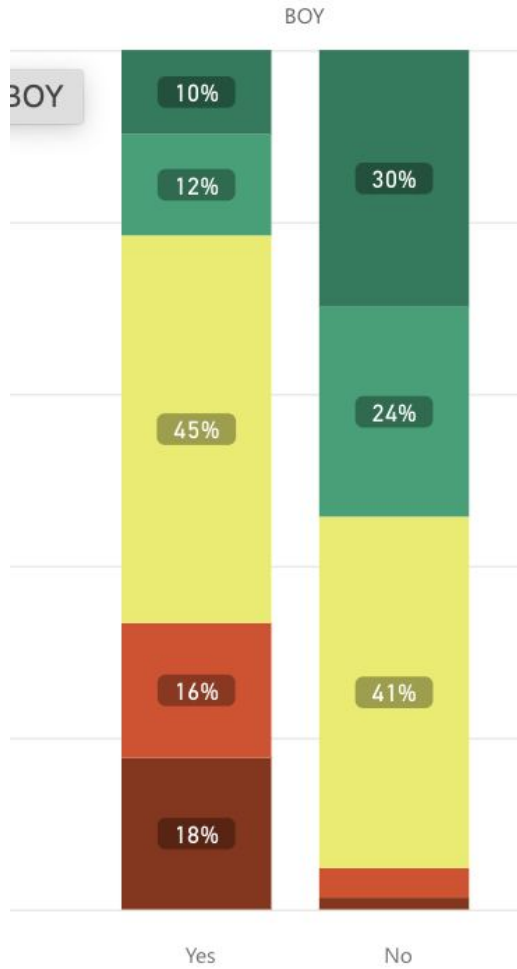
Placement by Domain



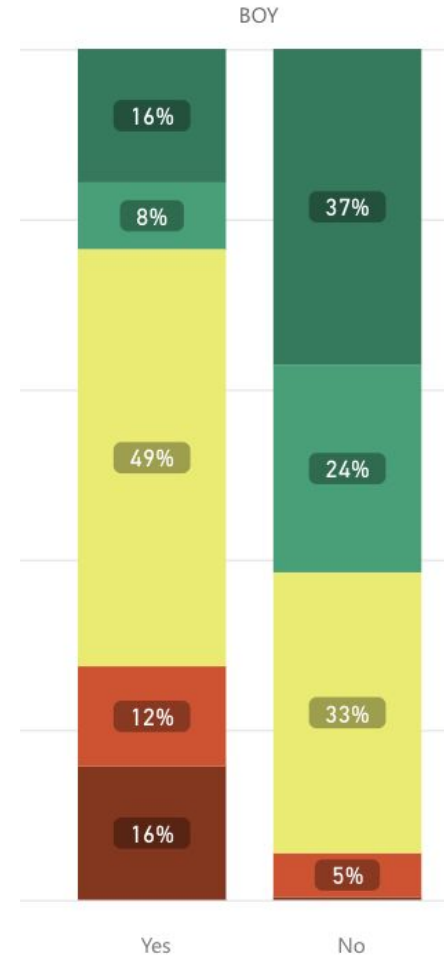
Math by grade

Grade K		22%	20%	58%	0%	0%	55/55
Grade 1		15%	18%	58%	8%	0%	60/60
Grade 2		34%	16%	45%	5%	0%	62/62
Grade 3		20%	29%	37%	4%	10%	51/51
Grade 4		30%	25%	32%	9%	4%	53/53
Grade 5		39%	27%	19%	5%	10%	62/62

Students with IEPs



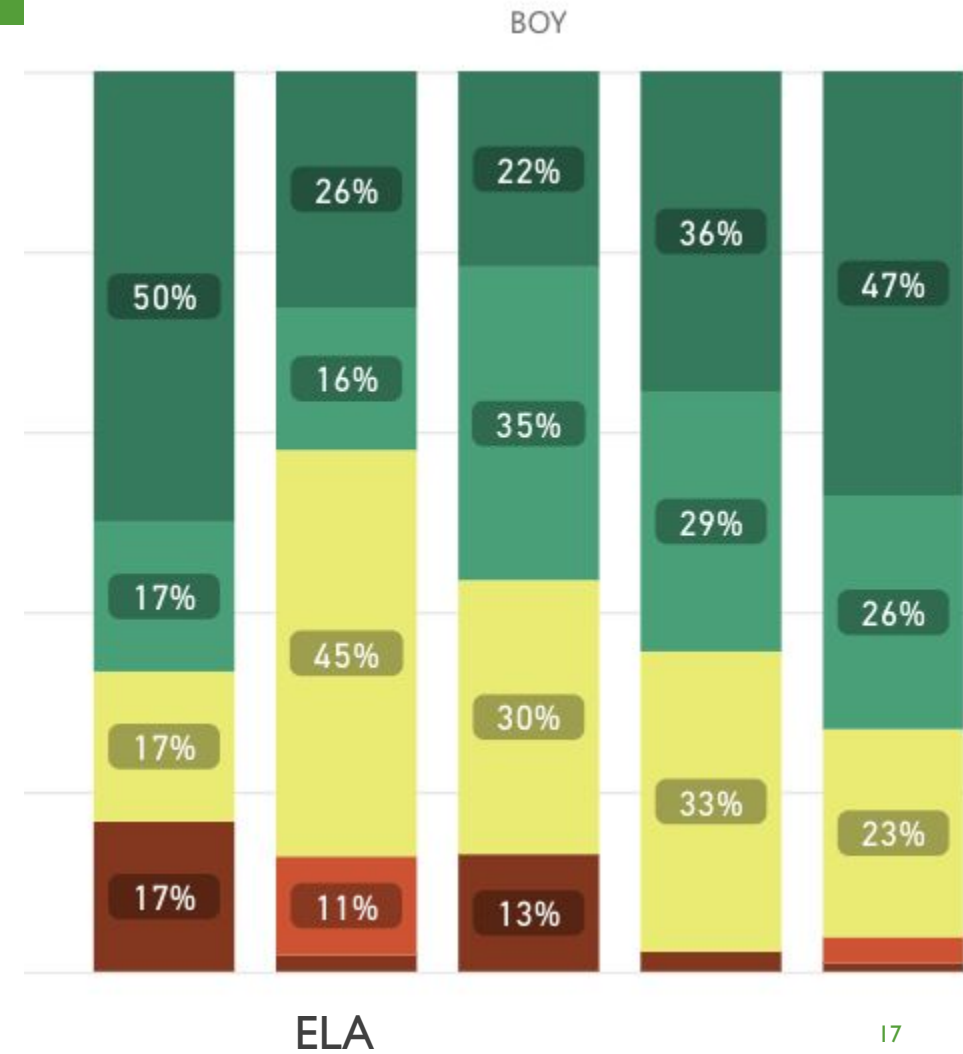
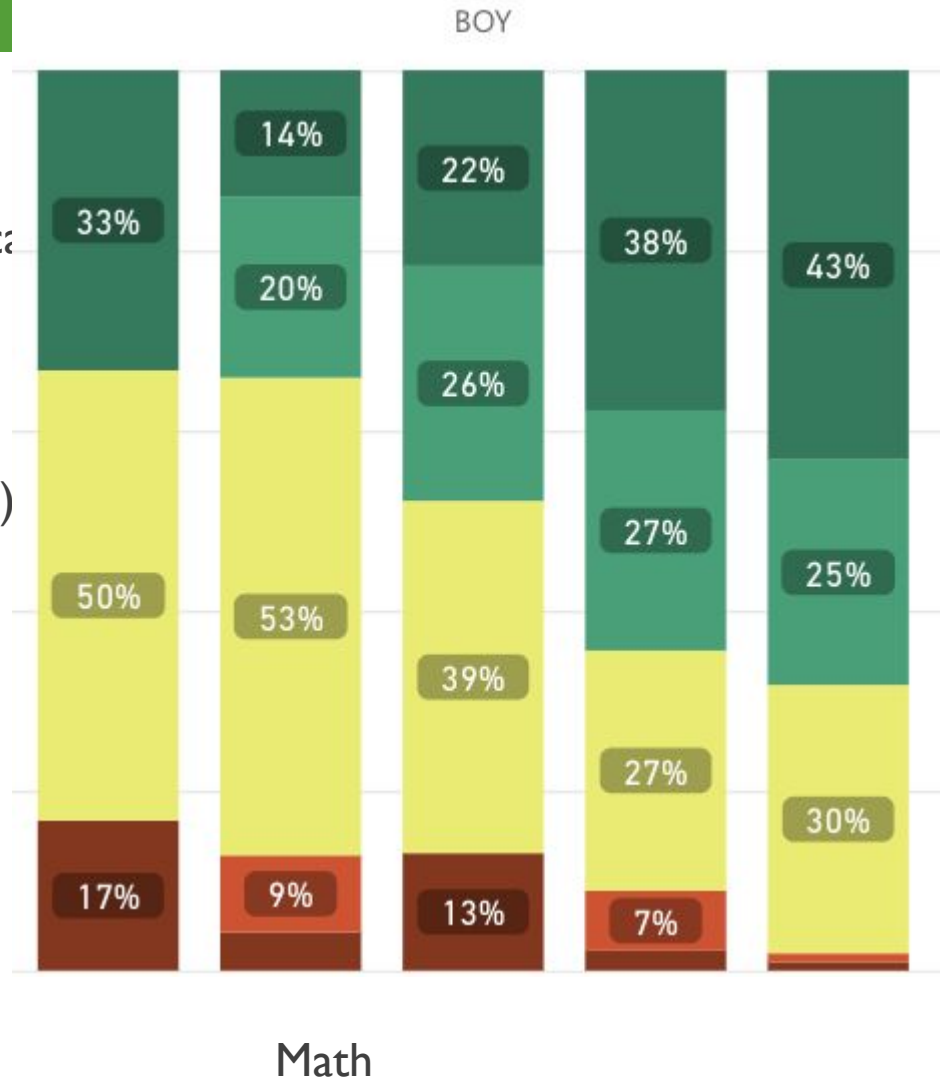
Math: 22% Proficient



ELA: 24% Proficient

By Race

- Asian (6 students)
- Black or African American (164 students)
- Hispanic/Latino (23 students)
- Two or More Races (45)
- White (104)



NEXT LSAT MEETING NOVEMBER 19, 3:45-4:45pm

We are **CURIOUS**

We are **ENTHUSIASTIC**

We are **SHEPHERD ELEMENTARY**

Questions or agenda items for our next meeting, please email
Kate Snyder kateasnyder@gmail.com